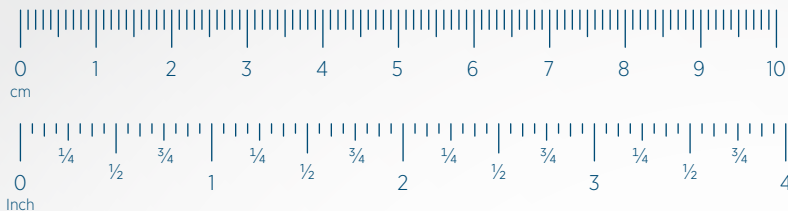


Sizing guide instructions:

1. Print this sizing guide onto US Letter-sized paper.
2. Place your ruler next to a ruler printed below to ensure they measure the same. If they don't, please contact your healthcare provider.
3. With your scissors, carefully cut along the dotted lines on the sizing guide.
4. Follow the directions on the sizing guide to determine the recommended seal size.

Tip

Use a mirror or someone at home to assist you with sizing.



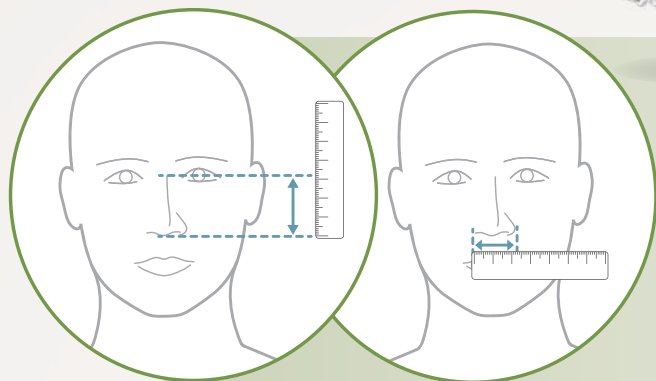
Fisher & Paykel Healthcare

Mask Family Seal Size Measurements

Nasal Masks



F&P Eson 2



Nose Height

Nose Width

Small

Medium

Large

Nose height

Less than **4.4 cm (1.73 inches)**

Between **4.4 cm and 5.2 cm (1.73 inches and 2.05 inches)**

Greater than **5.2 cm (2.95 inches)**

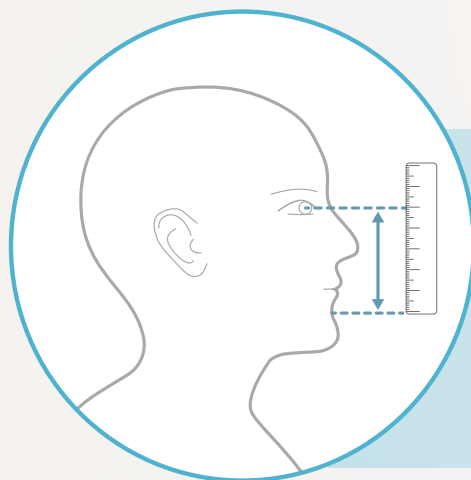
Nose width

Less than **3.7 cm (1.46 inches)**

Between **3.7 cm and 4.1 cm (1.46 inches and 1.61 inches)**

Greater than **4.1 cm (1.61 inches)**

Full Face Masks



F&P Vitera



F&P Simplus

Small

Medium

Large

Less than **8.9 cm (3.5 inches)**

Between **8.9 cm and 10 cm (3.5 inches and 3.94 inches)**

Greater than **10 cm (3.94 inches)**

Small

Medium

Large

Less than **6.6 cm (2.59 inches)**

Between **6.6 cm and 7.5 cm (2.59 inches and 2.95 inches)**

Greater than **7.5 cm (2.95 inches)**

Measuring these points for sizing in a mirror may make the process easier for you.

These products may not be right for you. Read the warnings and instructions for use before purchase.

For further instructions on sizing, please refer to the Eson™ 2 and Simplus™ sizing guide REF 185048403 or Vitera™ sizing guide REF 612027

F&P, Eson, Vitera and Simplus are trademarks of Fisher & Paykel Healthcare Limited.
For patent information, see www.fphcare.com/ip

Prescription only. Use only as directed. Always follow the instructions for use.

Your healthcare professional will advise you whether this product is suitable for you/your condition.