

How to fit the AirTouch F30i Clear



1 With one hand holding the bottom of the cushion and the other on the frame, position the mask in front of your face.



2 Place the cushion under your nose and ensure it sits against your face. With the Resmed logo on the headgear facing up, pull the headgear and frame over your head.



3 Bring the lower headgear bands under your ears and attach the magnetic clips* to the frame connectors.



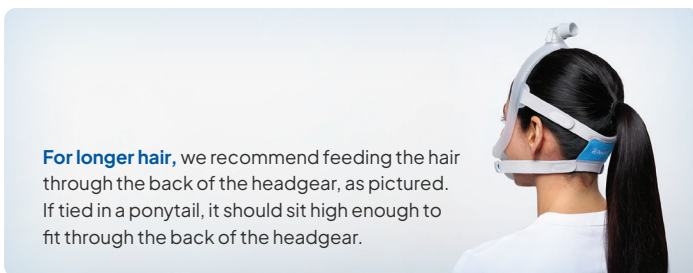
4 Undo the fastening tabs on the upper headgear bands and pull evenly.



5 Repeat step four with the lower headgear bands.



6 Connect the air tubing from the device to the mask elbow.



For longer hair, we recommend feeding the hair through the back of the headgear, as pictured. If tied in a ponytail, it should sit high enough to fit through the back of the headgear.

A clear choice for everyday sleep therapy

The AirTouch F30i Clear is designed to deliver what patients need to stay on therapy: a soft and comfortable seal, reliable fit, and freedom to move. The mask is optimally designed to maintain a secure seal through the night, and to make setup simple for a wide range of users — all in a mask they'll want to wear every night.



Scan the QR code or contact your Resmed sales representative to get going.



* The mask contains magnets that may interfere with certain implants or medical devices. Please refer to the User Guide for complete labeling information, including magnet contraindications and warnings.

Patients are encouraged to speak with their treating clinicians for any clinical symptoms or medical conditions.


¹ Resmed internal testing for the sound power of AirTouch F30i mask with QuietAir vent, ID: A5637990.

² Resmed internal testing for the moisture-wicking properties of fabric, ID: A5498268.

Distributed by Resmed Corp., 9001 Spectrum Center Blvd., San Diego, CA 92123 USA. AdaptiSeal, AirFit, AirTouch, ComfiSoft, and QuietAir are trademarks of the Resmed family of companies. For patent and other intellectual property information, see Resmed.com/ip. © 2025 Resmed. 10114458/1 2025-10



Full face mask



Softness where patients feel it most

The Resmed AirTouch™ F30i Clear full face mask



The clear path to better sleep

The AirTouch™ F30i Clear mask is designed to deliver both comfort and confidence right at the seal. The ComfiSoft™ cushion with AdaptiSeal™ technology combines breathable fabric and flexible silicone to gently adapt to the face, helping maintain a soft feel without added pressure or rigid plastic.



Flexible conduit frame
Available in three sizes, the frame adjusts easily to different facial profiles and head shapes for an accurate fit the first time, saving time in setup.

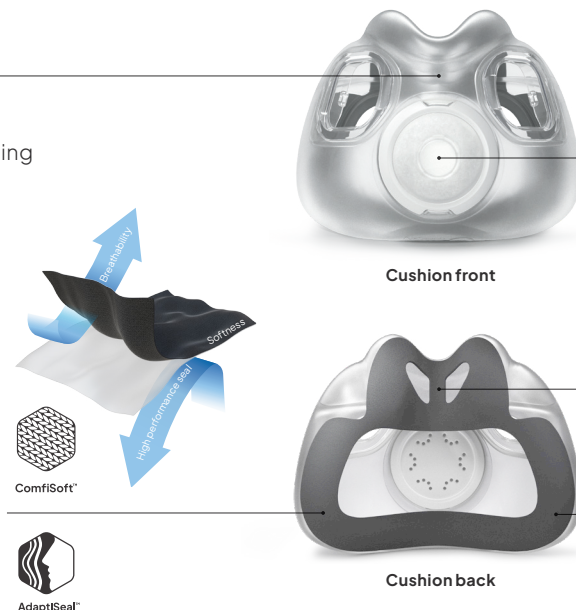


Top-of-the-head tube connection and quick-release elbow
Allows patients to sleep in the position they want via 360-degree elbow rotation, while also enabling them to easily connect and disconnect the device tubing.

Magnetic clips*
Snap on and off for easy fit, adjustment and removal.

Flexible and UltraCompact full face cushion
The flexibility and under-the-nose design reduce facial coverage, creating a lighter feel on the face. Available in three sizes and interchangeable with the AirFit™ F30i and AirFit X30i.

A Resmed-first innovation
The combination of our innovative ComfiSoft™ silicone-coated fabric cushion with AdaptiSeal™ technology that contours to the face without any rigid plastic delivers maximized comfort and secure seal performance.



QuietAir™ venting
Measured 20 decibels, quiet and diffused venting minimizes disturbance to both patients and bed partners.¹

Nasal septum bridge
Designed to hold the shape of the cushion to create a comfortable and reliable seal.

Soft, breathable and moisture-wicking
Soft fabric helps to keep the nose and mouth area cooler and less sweaty for ultimate skin comfort.²

Complete mask system

- 62404
- 62405
- 62406
- 62407
- 62408

QuietAir Vent




UltraCompact full face cushion

- 62489
- 62490
- 62491

Frame system

- 62477, 62478, 62480, 62481, 62482, 62484, 62485

Frame with elbow



Headgear

- 63372

Magnetic clips*

AirTouch™ F30i Clear

Complete mask system (includes mask frame with elbow, full face cushion and headgear)

Product name	Product code
AirTouch F30i Clear mask system - M/SML	62404
AirTouch F30i Clear mask system - SW/STD	62405
AirTouch F30i Clear mask system - M/STD	62406
AirTouch F30i Clear mask system - L/STD	62407
AirTouch F30i Clear mask system - M/LGE	62408

UltraCompact full face cushion with QuietAir vent (ComfiSoft™ cushion with AdaptiSeal™ technology)

Product name	Product code
AirTouch F30i cushion - SW	62489
AirTouch F30i cushion - M	62490
AirTouch F30i cushion - L	62491

Frame system (includes mask frame with elbow, and full face cushion)

Product name	Product code
AirTouch F30i Clear frame system - SW/SML	62477
AirTouch F30i Clear frame system - M/SML	62478
AirTouch F30i Clear frame system - SW/STD	62480
AirTouch F30i Clear frame system - M/STD	62481
AirTouch F30i Clear frame system - L/STD	62482
AirTouch F30i Clear frame system - M/LGE	62484
AirTouch F30i Clear frame system - L/LGE	62485

Headgear (includes magnetic clips*)

Product name	Product code
F30i/X30i Headgear	63372

Cushion sizes: Small-wide (SW), Medium (M), Large (L)
Frame sizes: Small (SML), Standard (STD), Large (LGE)



Live life in high Res

